



ICount Peterborough Key Findings

JSSC
June 14th, 2018





About ICountPtbo

Purpose:

To better understand the needs of people experiencing homelessness and to know people experiencing homelessness by name and to help them get connected to housing and support services as quickly as possible.

Between March 20-23, 2018

Respondents

364 People
Approached



200 Surveys
Completed



Volunteer Info

80+ Volunteers



400+ Volunteer
Hours




Survey Locations



17
City



11
County



9
Street Routes



Big Picture

at least
259 People identified were experiencing homelessness in Peterborough.



142

Absolute
Homelessness

94

Provisionally
Accommodated

23

Unknown
Arrangement

► Sleeping Arrangements

Emergency
Shelter

130

Outside or
place not
meant for
shelter

12

Someone
else's place

71

Transitional
Housing

14

Hospital

5

Hotel or
Motel

4



2016 vs 2018

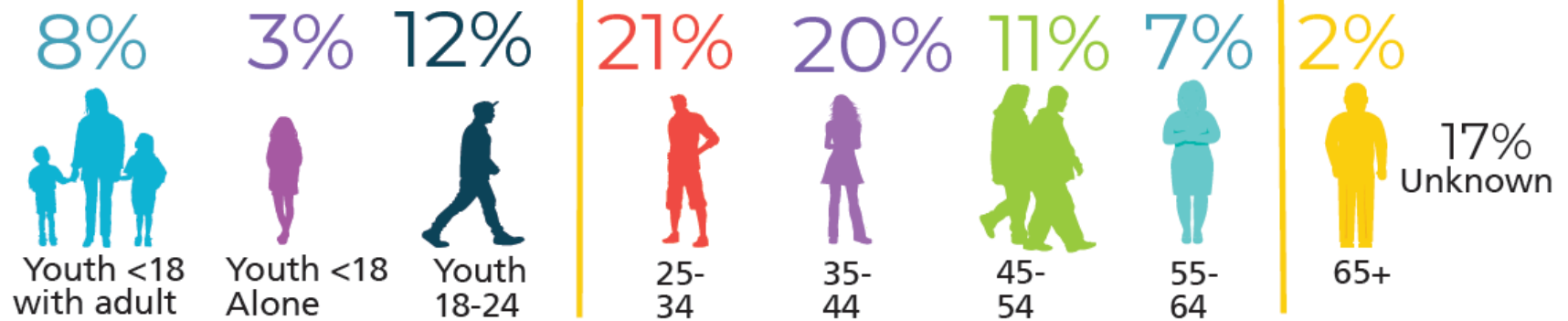
Comparing the 24-hour Point-in-Time Count

Key Characteristics	2016	2018
16-24	27%	21%
25-54	60%	66%
55-64	11%	8%
65+	0%	2%
Male	66%	64%
Female	32%	34%
Another Gender Identity	2%	1%
Non-Heterosexual (eg. Gay, Bisexual, Pansexual, etc.)	10%	7%
Chronically Homeless (6+ months homeless in past year)	54%	49%
Episodically Homeless (3+ episodes of homelessness in past year)	28%	23%
Indigenous Identity or Ancestry	23%	28%
First Experienced Homelessness Before Age 25	64%	57%

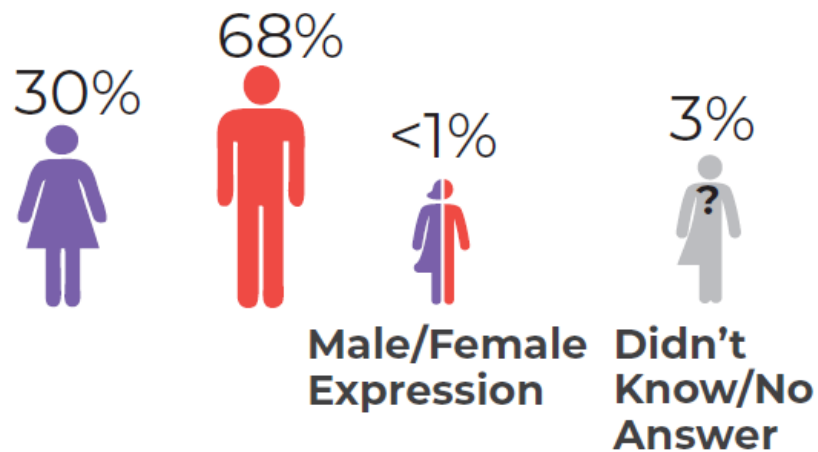


Age, Gender and Sexual Orientation

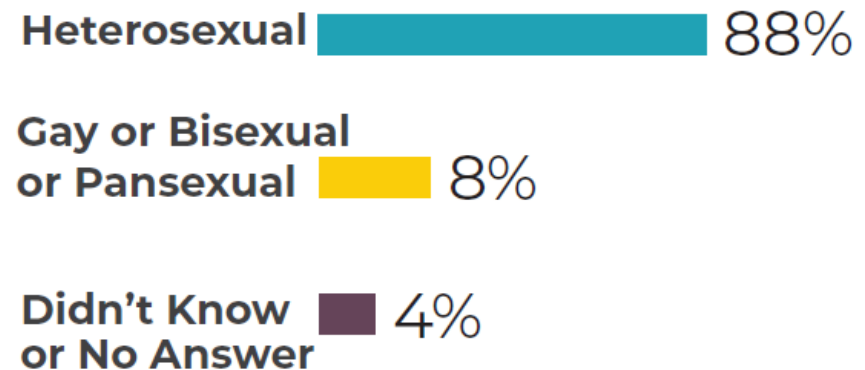
Age of People Identified as Homeless



Gender



Sexual Orientation





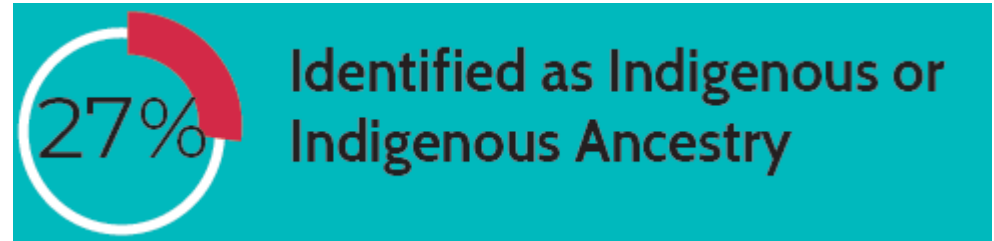
Youth



- 20% of those surveyed were ages 16-24
- 44% of youth surveyed were considered hidden homeless
- 33% of youth having not stayed in an emergency shelter in the past year
- 72% of youth provided indicators of a physical health issue
- 55% of youth have high acuity (8+ on VI-SPDAT Assessment Tool)



Indigenous



- 43% of those who identified as indigenous where women, which is a higher % than their non-indigenous counter parts (25%)
- 80% of those who identified as indigenous provided indications of a physical health issue
- 55% of those who identified as indigenous have high acuity



Veterans



- 8 were male, 1 was female
- 6 of the veterans have been in the community for one year or more
- 6 of the veterans were considered transitionally homeless, 3 were chronically homeless
- All but 1 had stayed in an emergency shelter in the past year
- 6 of the veterans had a source of income
- 5 of the veterans scored moderate on a VI-SPDAT



Reasons For Homelessness & Barriers to Housing

TOP 3 REASONS FOR HOMELESSNESS

Family Breakdown | Unsafe Housing | Addiction/Substance Use

30%

22%

17%

► Top Barriers to Finding Housing

64%

Rents Too
High

59%

Low
Income

58%

Housing
Shortage

45%

Poor Housing
Conditions

29%

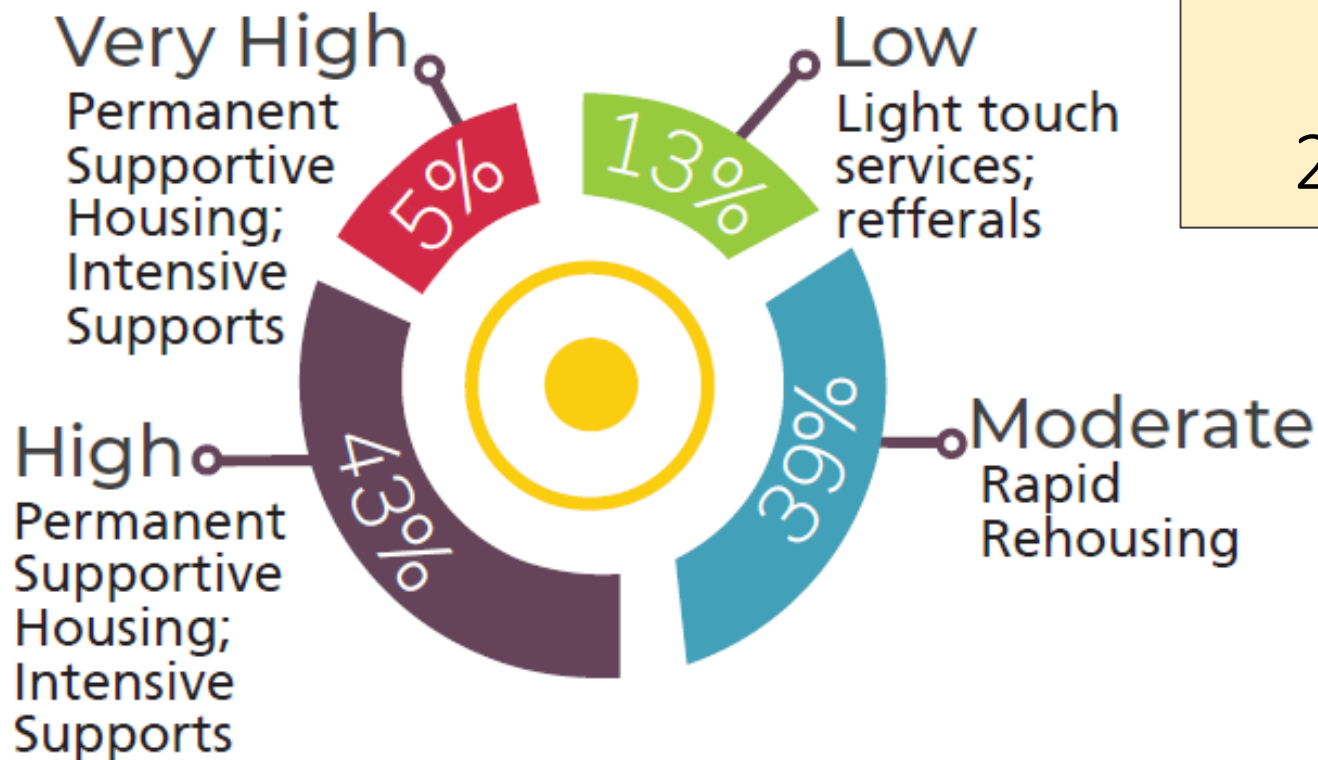
Discrimination



Acuity & First Age of Homelessness

58%
of Respondents
experienced
homelessness
before their
25th birthday.

► Acuity





Migration

29%

reported living in their current community for less than a year.

71%

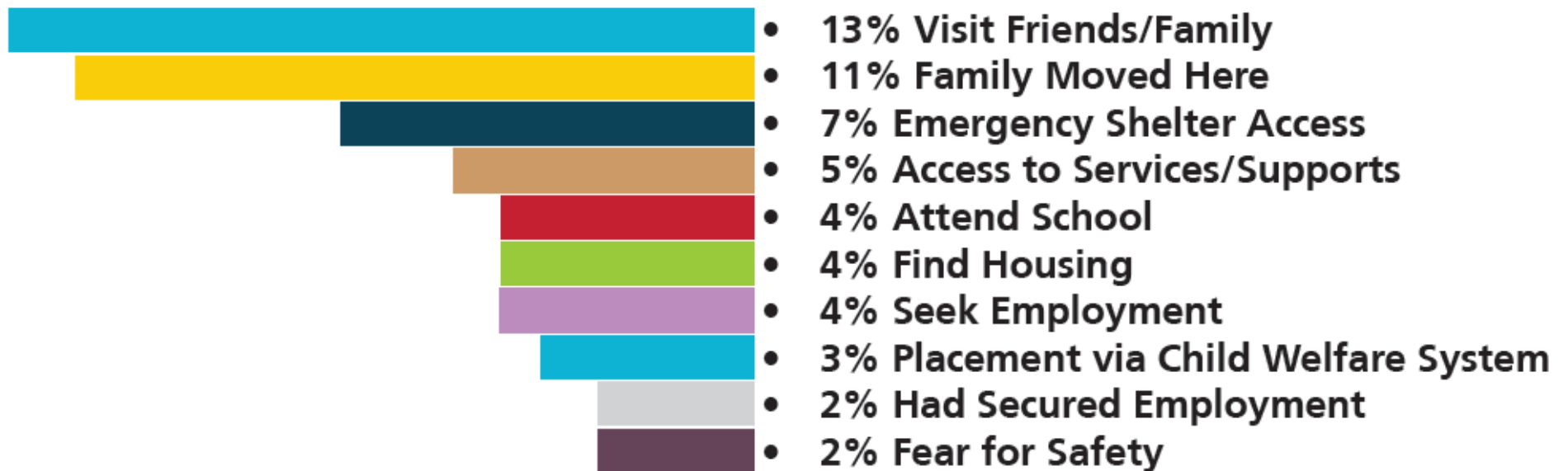
of survey participants have lived in their current community for more than a year.

22%

have always lived in their current community.



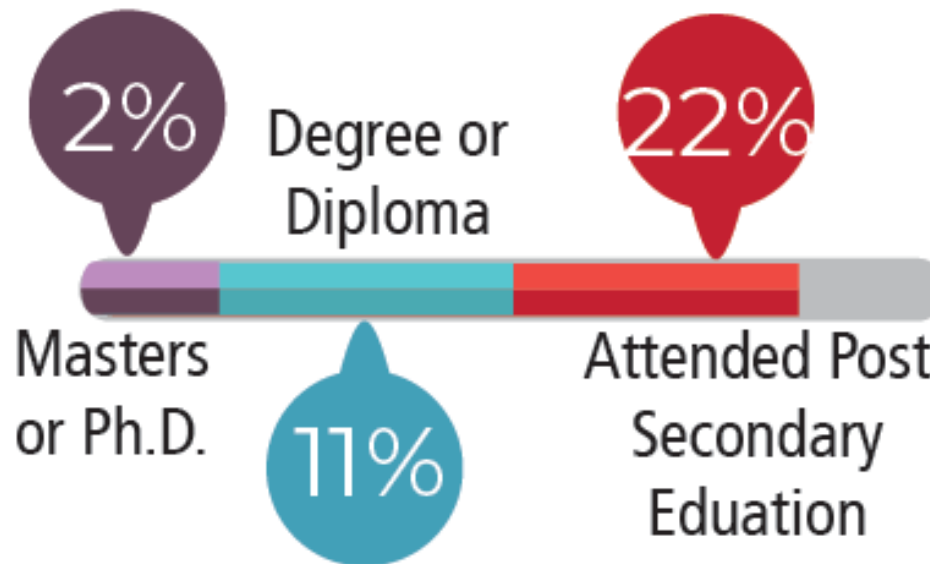
Migration



- 24% of people who moved to their current community did because they were visiting family/friends or moving here with family
- Only 12% moved to access shelters, services and supports



Education & Income



94% of survey participants reported that they have at least one source of income.

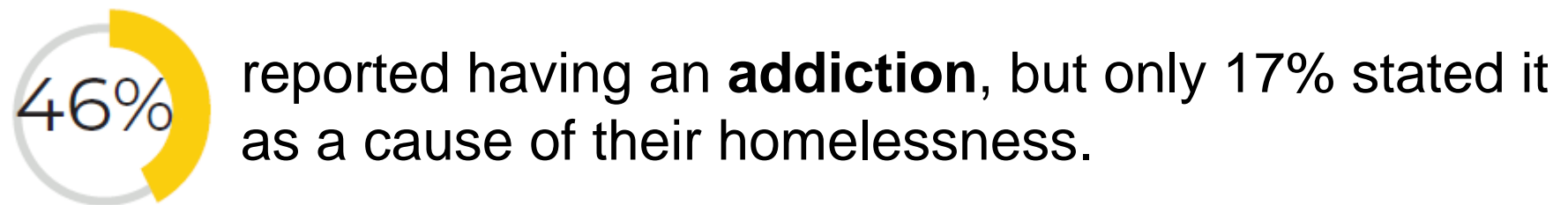
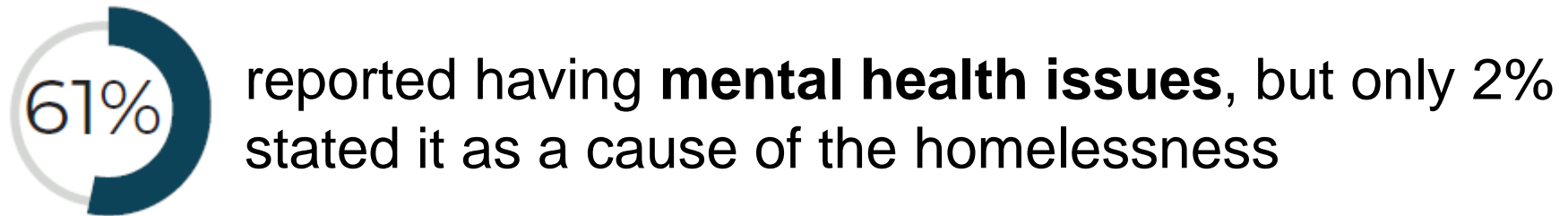
43%
social assistance

40%
disability benefits

9%
employment



Health & Wellness



71 people visited the ER 222 times in the past 6 months

Cost: \$137, 000



43 people accessed EMS Services 120 times in the past 6 months

Cost: \$280,000



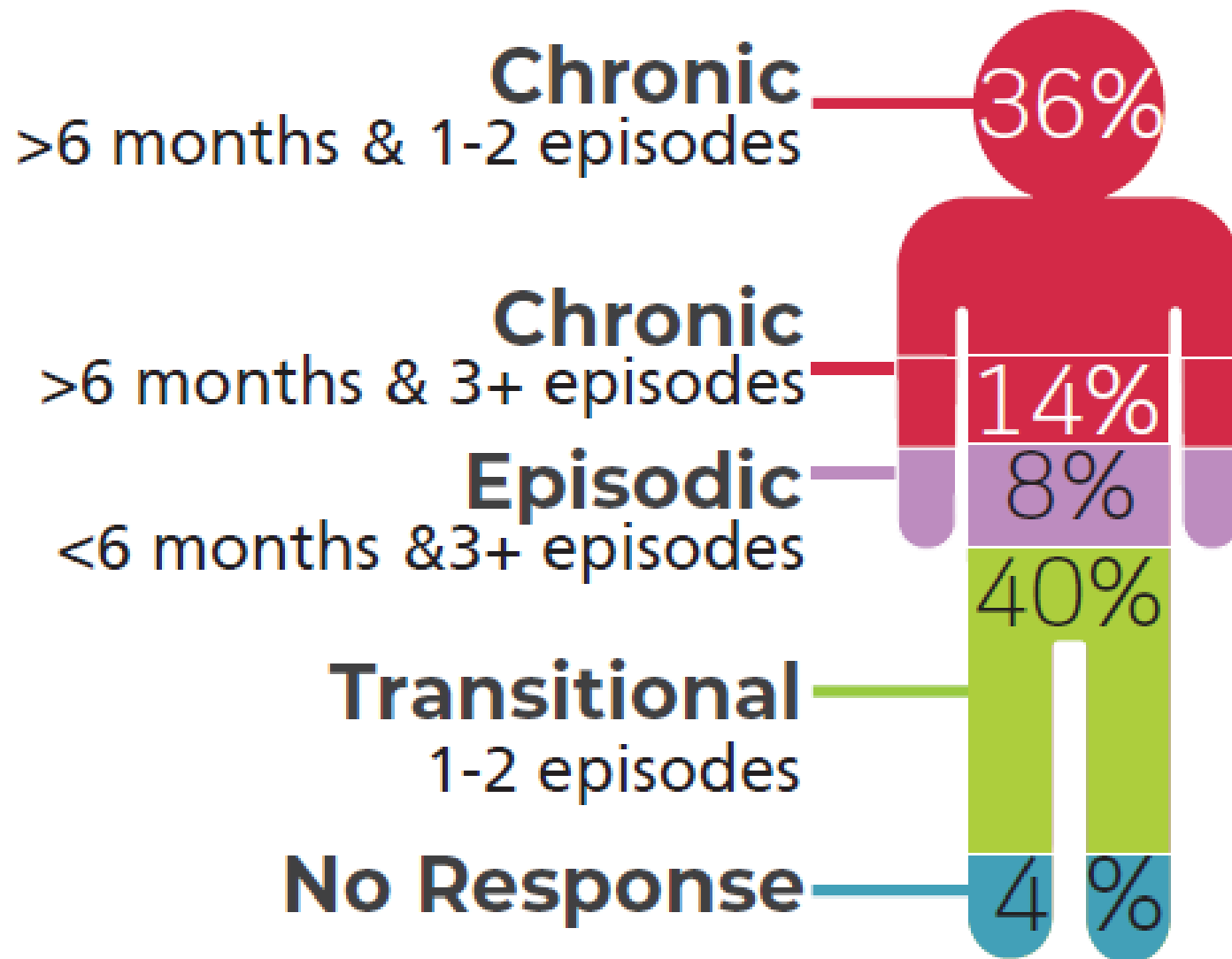
29 people were hospitalized 52 times in the past 6 months

Cost: \$286,000





History of Homelessness





Next Steps

- Community partners are working together in the development of a Coordinated Entry System and the development of a By Name List for people experiencing homelessness. With this, limited resources can be better allocated where available to the right people, at the right time and as quickly as possible.
- The full report will be released to the public on June 21st 10AM at the YES Shelter for Youth and Families



Questions and Comments

