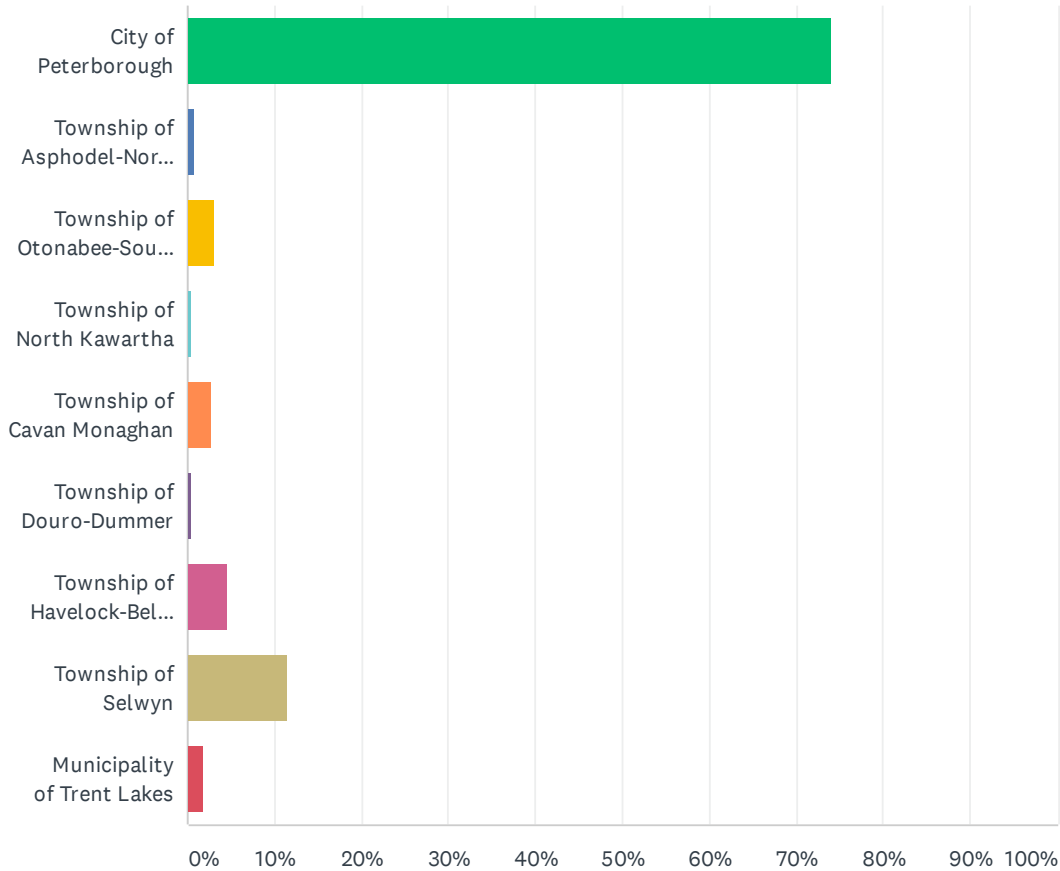


Q1 Where is your primary business location? (select one)

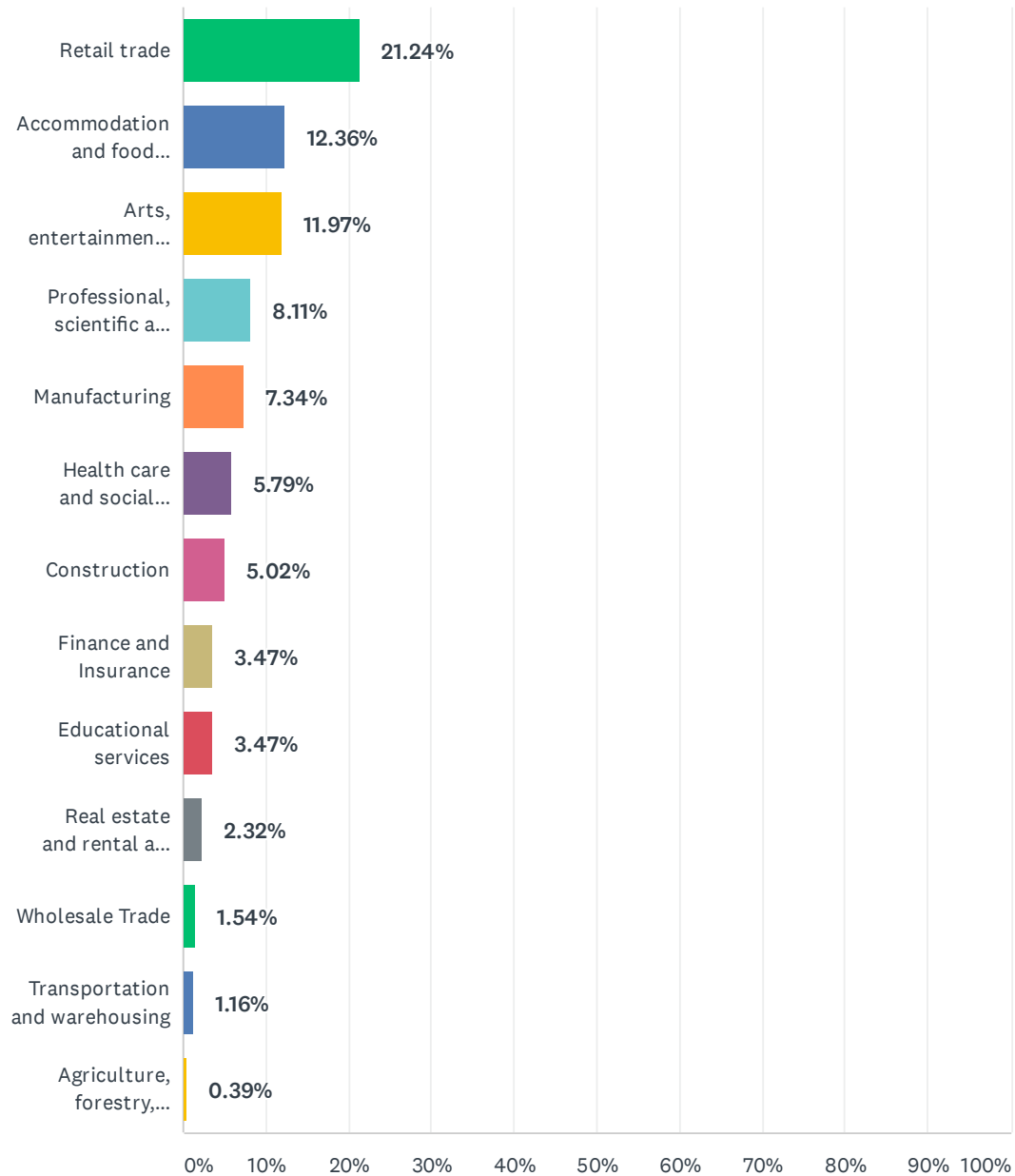
Answered: 259 Skipped: 0



ANSWER CHOICES	RESPONSES	
City of Peterborough	74.13%	192
Township of Asphodel-Norwood	0.77%	2
Township of Otonabee-South Monaghan	3.09%	8
Township of North Kawartha	0.39%	1
Township of Cavan Monaghan	2.70%	7
Township of Douro-Dummer	0.39%	1
Township of Havelock-Belmont-Methuen	4.63%	12
Township of Selwyn	11.58%	30
Municipality of Trent Lakes	1.93%	5
TOTAL		259

Q2 Which primary sector is your business operating in? (select one)

Answered: 259 Skipped: 0



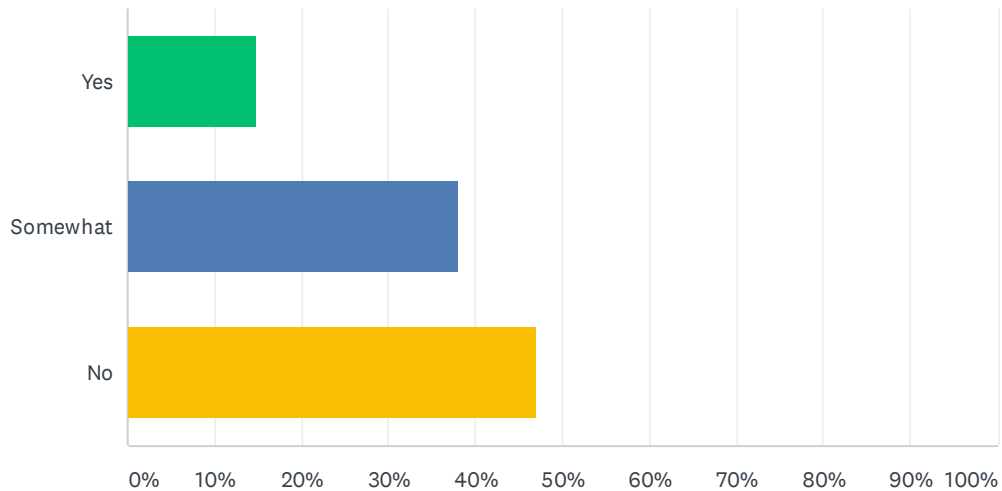
Appendix B

Business Adaptation and Continuity Survey

ANSWER CHOICES	RESPONSES	
Retail trade	21.24%	55
Accommodation and food services	12.36%	32
Arts, entertainment and recreation	11.97%	31
Professional, scientific and technical services	8.11%	21
Manufacturing	7.34%	19
Health care and social assistance	5.79%	15
Construction	5.02%	13
Finance and Insurance	3.47%	9
Educational services	3.47%	9
Real estate and rental and leasing	2.32%	6
Wholesale Trade	1.54%	4
Transportation and warehousing	1.16%	3
Agriculture, forestry, fishing and hunting	0.39%	1
TOTAL		259

Q3 Have you been able to adjust your business offerings? (eg. online orders, delivery, etc.)

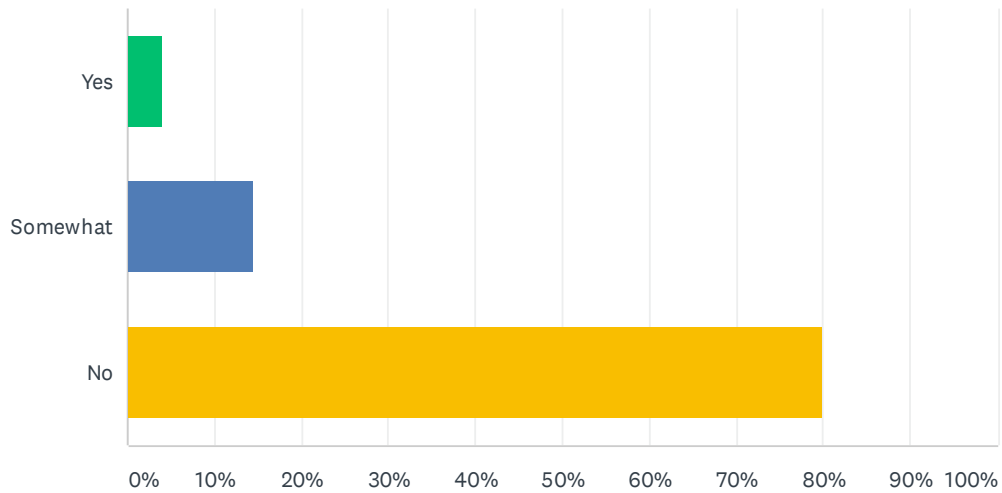
Answered: 257 Skipped: 2



ANSWER CHOICES		RESPONSES	
Yes		14.79%	38
Somewhat		38.13%	98
No		47.08%	121
TOTAL			257

Q4 Are you able to retool your operations and make essential new products?

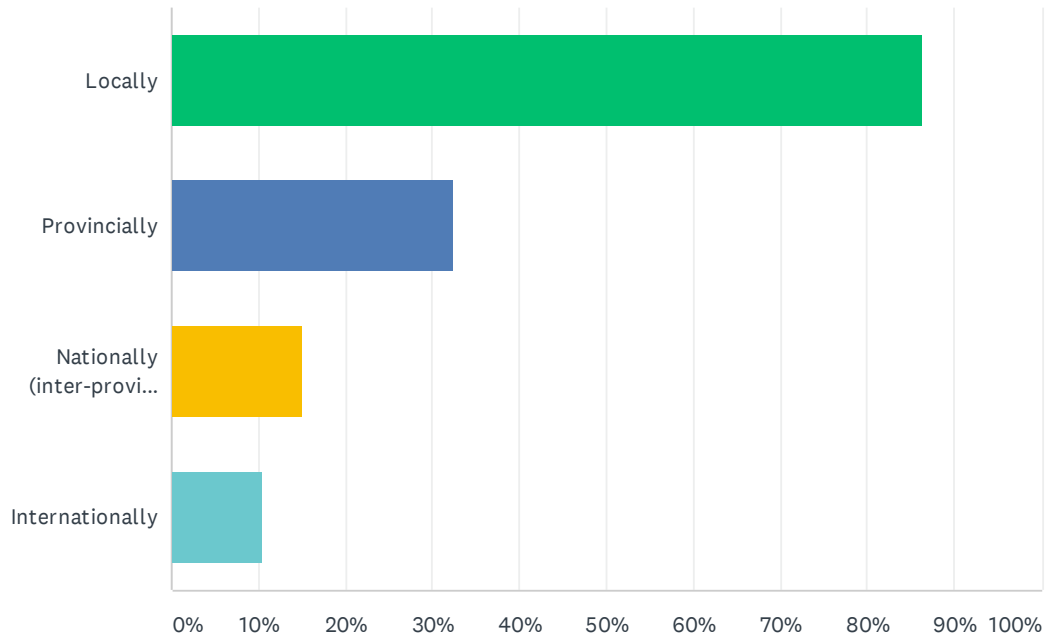
Answered: 255 Skipped: 4



ANSWER CHOICES	RESPONSES	
Yes	3.92%	10
Somewhat	14.51%	37
No	80.00%	204
TOTAL		255

Q5 Where do you supply your products/services? (select all that apply)

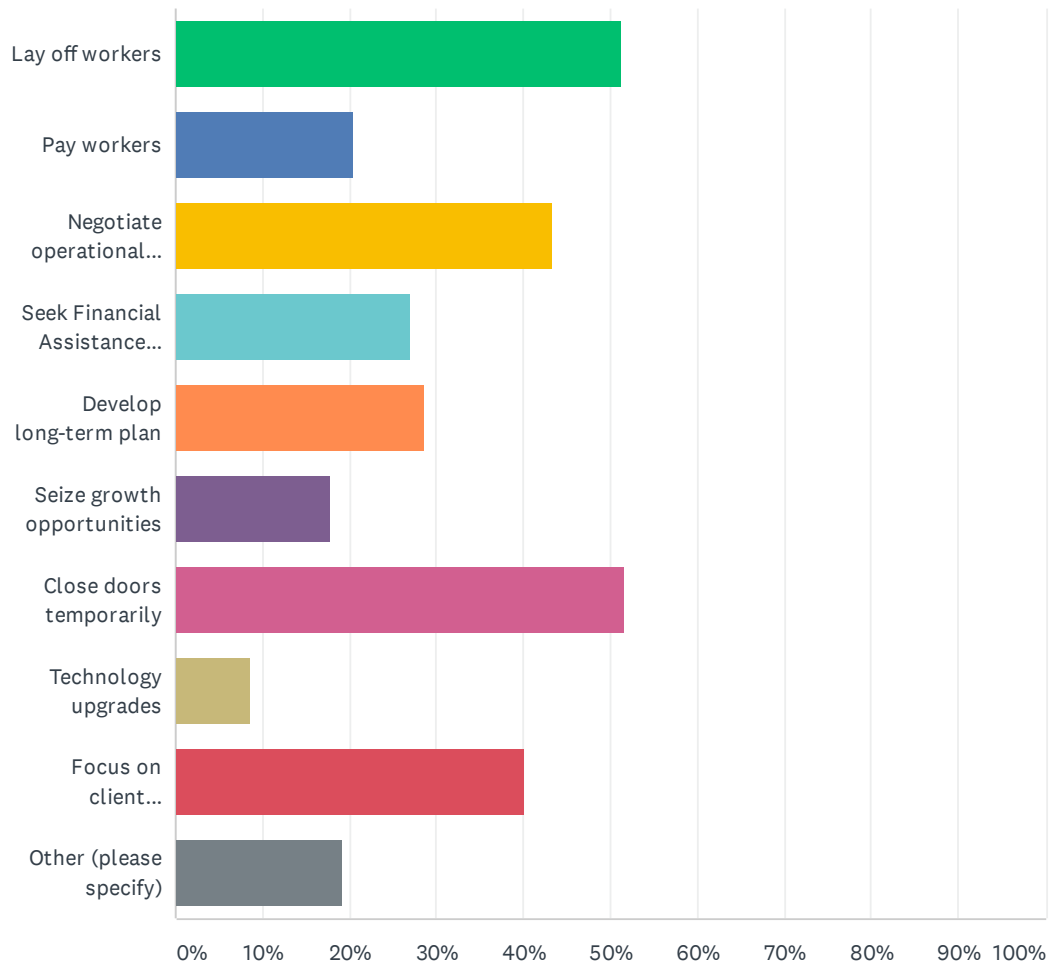
Answered: 259 Skipped: 0



ANSWER CHOICES	RESPONSES	
Locally	86.49%	224
Provincially	32.43%	84
Nationally (inter-provincially)	15.06%	39
Internationally	10.42%	27
Total Respondents: 259		

Q6 What is your short-term (ongoing) plan for coping with restrictions and closures? (select all that apply)

Answered: 259 Skipped: 0



Appendix B

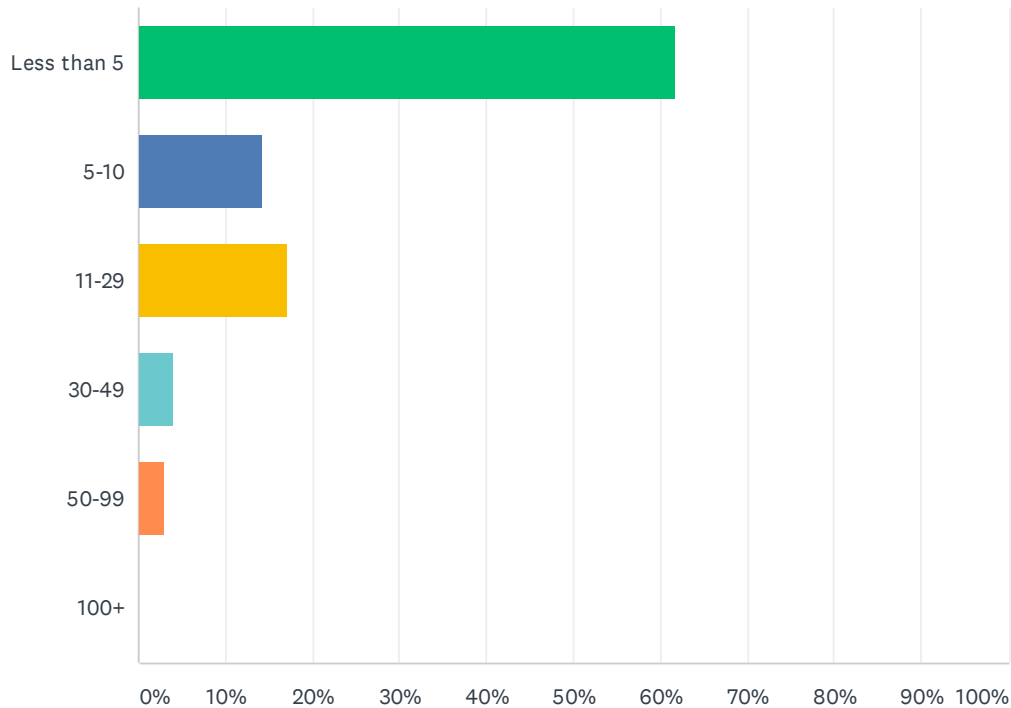
Business Adaptation and Continuity Survey

ANSWER CHOICES	RESPONSES	
Lay off workers (1)	51.35%	133
Pay workers (2)	20.46%	53
Negotiate operational costs (i.e. rent, accounts payable, etc.) (3)	43.24%	112
Seek Financial Assistance (Private) (4)	27.03%	70
Develop long-term plan (5)	28.57%	74
Seize growth opportunities (6)	17.76%	46
Close doors temporarily (7)	51.74%	134
Technology upgrades (8)	8.49%	22
Focus on client retention (9)	40.15%	104
Other (please specify) (10)	19.31%	50
Total Respondents: 259		

BASIC STATISTICS				
Minimum 1.00	Maximum 10.00	Median 5.00	Mean 5.08	Standard Deviation 2.92

Q7 If you have had to lay off employees, how many: (select one)

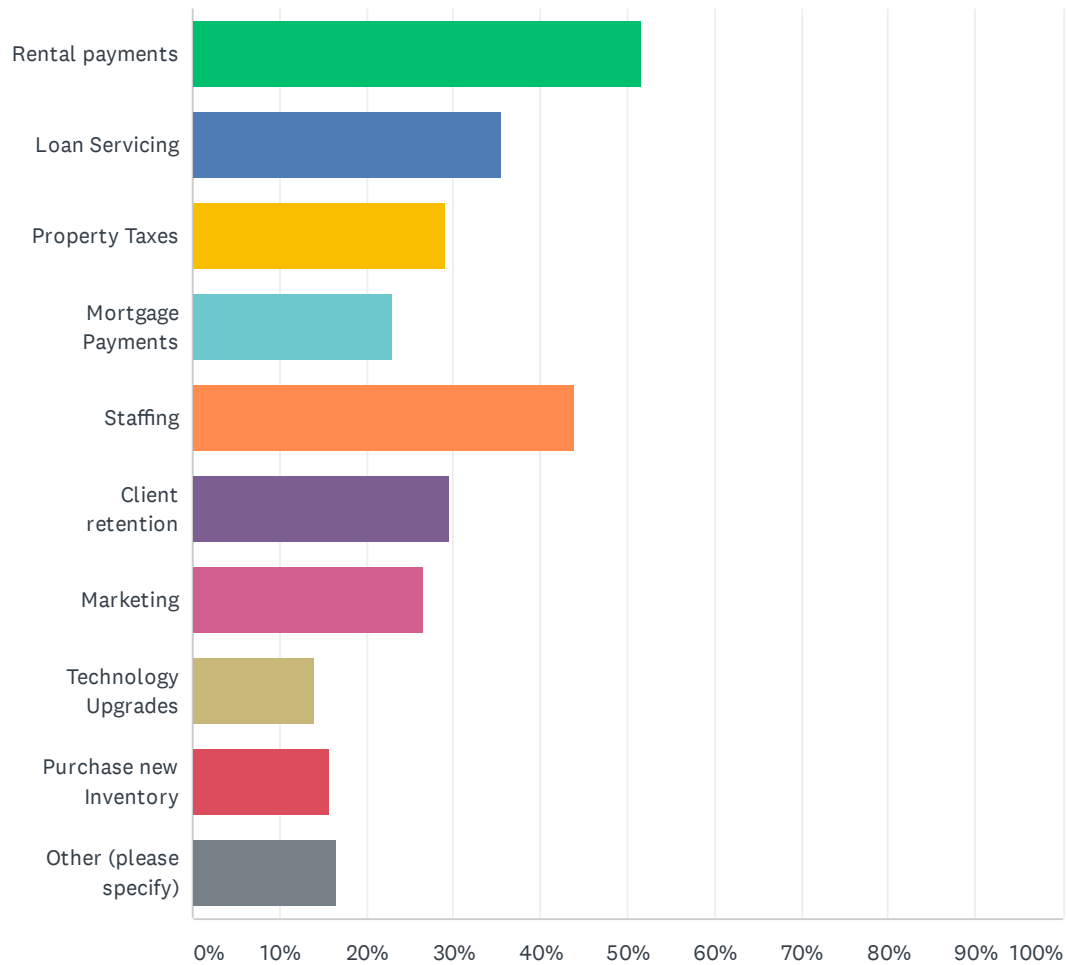
Answered: 175 Skipped: 84



ANSWER CHOICES	RESPONSES	
Less than 5	61.71%	108
5-10	14.29%	25
11-29	17.14%	30
30-49	4.00%	7
50-99	2.86%	5
100+	0.00%	0
TOTAL		175

Q8 Please select your priorities for financial assistance if programs were designed to assist you:

Answered: 248 Skipped: 11



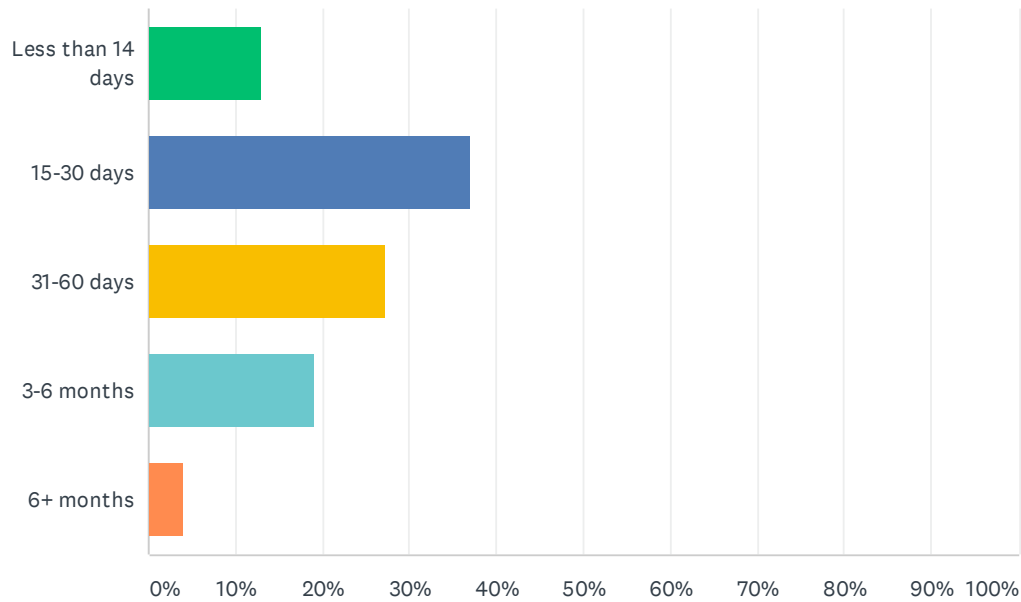
Appendix B

Business Adaptation and Continuity Survey

ANSWER CHOICES	RESPONSES	
Rental payments	51.61%	128
Loan Servicing	35.48%	88
Property Taxes	29.03%	72
Mortgage Payments	22.98%	57
Staffing	43.95%	109
Client retention	29.44%	73
Marketing	26.61%	66
Technology Upgrades	14.11%	35
Purchase new Inventory	15.73%	39
Other (please specify)	16.53%	41
Total Respondents: 248		

Q9 If you are seeking financial assistance, what is your timeline: (select one)

Answered: 232 Skipped: 27



ANSWER CHOICES	RESPONSES	
Less than 14 days	12.93%	30
15-30 days	37.07%	86
31-60 days	27.16%	63
3-6 months	18.97%	44
6+ months	3.88%	9
TOTAL		232

Q10 If you would like us to connect you with information based on your responses in the survey, please share the following details:

Answered: 146 Skipped: 113

ANSWER CHOICES	RESPONSES	
Name	0.00%	0
Company	98.63%	144
Address	0.00%	0
Address 2	0.00%	0
City/Town	0.00%	0
State/Province	0.00%	0
ZIP/Postal Code	0.00%	0
Country	0.00%	0
Email Address	100.00%	146
Phone Number	0.00%	0